


**GATSKILL HIGH SCHOOL**

**JUNIOR COLLEGE**

**CAREER PLANNING**



# Catskill High School

341 West Main Street


Catskill, NY 12414

518-943-2300

[www.catskillcsd.org](http://www.catskillcsd.org)

**Dr. Kathleen Farrell**  
Superintendent of Schools

**Patrick Wemitt**  
Principal



## **High School Counseling Staff**

Mrs. Kelly Konsul, School Counselor (A – L)  
Mrs. Elizabeth Daly, School Counselor (M – Z)  
Mrs. Susan Broccolo, Administrative Assistant

# **JUNIOR SPRING DATES**

## **SAT TEST DATES**

Register at [www.collegeboard.com](http://www.collegeboard.com)

Cost \$47 \*See your counselor if you are eligible for a fee waiver

<b><u>TEST DATE</u></b>	<b><u>REGISTER BY</u></b>
5/7/11	4/8/11
6/4/11	5/6/11

## **ACT TEST DATES**

Register at [www.actstudent.org](http://www.actstudent.org)

Cost \$33 (w/o writing) and \$48 (w/writing) \*See your counselor if you are eligible for a fee waiver

<b><u>TEST DATE</u></b>	<b><u>REGISTER BY</u></b>
4/9/11	3/4/11
6/11/11	5/6/11

**IT IS RECOMMENDED THAT STUDENTS TAKE BOTH  
EXAMS IN THE SPRING OF THEIR JUNIOR YEAR  
AND RETAKE ONE EXAM IN THE FALL OF THEIR  
SENIOR YEAR.**

**SAT & ACT EXAMS ARE NOT OFFERED DURING THE  
SUMMER!**



Any student who plans on competing in athletics at a Division I or Division II college must do the following to be eligible:

a. Register with the NCAA clearinghouse online at [www.eligibilitycenter.org](http://www.eligibilitycenter.org) and select "prospective student-athletes" and click on "domestic student release form". You will need a credit/debit card to complete the transaction. The cost is \$60.

**AND**

b. Print a copy of your completed registration form AND copy 1 & copy 2 of the transcript release form. Sign the transcript release forms and bring them to the Counseling Office.

For more information, visit [www.ncaastudent.org](http://www.ncaastudent.org) and download the Guide for the College-Bound Student-Athlete or visit the CHS Guidance Website.


# **10 Steps to Good College Planning**

1. Register for a rigorous and balanced senior course schedule
2. Sign up for college entrance exams; SAT and/or ACT
3. Register with Peterson's StudentEdge for career exploration, SAT & ACT Preparation and college planning. School Code: GTRJLBCH
4. Build a list of schools / programs to research
5. Plan school visits
6. Build a list of schools to apply to with due dates
7. Submit applications
8. Apply for financial aid and scholarships
9. Use a calendar to plan due dates, registration dates, deadlines, and events
10. Fall senior appointment

# Junior Timeline

<b>September</b>	Register for the PSAT	<b>April</b>	Update Activities resume
<b>October</b>	Attend Columbia-Greene Community College's College Fair		Begin to gather information and visit prospective colleges
	Take PSAT		Take SAT and/or ACT
<b>November</b>	Begin to think about colleges and majors	<b>May</b>	Interview individuals in career fields you find interesting
	Talk with family and friends about college		Schedule a job shadow for the summer
	Begin online search for college information		Secure a summer job to save money for college
<b>December</b>	Review PSAT results with counselor		Prepare for final exams
	Prepare for SAT and/or ACT	<b>June</b>	Attend Making College Search Count at CHS
	Prepare for English Regents		Make a list of colleges to visit over the summer
<b>January</b>	Take English Regents exam		Have a prepared list of questions to ask during your visit
	Register for SAT and/or ACT	<b>July and August</b>	Visit colleges of interest
	Attend Career Conference at Columbia-Greene Community College		Continue investigating interesting careers
<b>February</b>	Meet with counselor to plan for senior year		Save money for college
	Continue to prepare for SAT and/or ACT		Update Activities Resume
	Register for SAT and/or ACT		Request college applications
<b>March</b>	Consider financial obligations of colleges considered		Give thought to essay topics
	Continue to prepare for SAT and/or ACT		Consider whom to ask for letters of recommendation; include one individual outside of school
	Register for SAT and/or ACT		Discuss college plans with family

PETERSON'S  
**StudentEdge™**



Our school now has Peterson's StudentEdge—which gives you free online access to the college selection, test prep, and financial aid tools you need to get started on the road to college success. StudentEdge offers personalized college planning that's based on you and helps you:

- Find the best college for your academic goals, social interests, and financial needs
- Access a scholarship search worth more than \$8 billion
- Improve your SAT\*, ACT®, and PSAT\* scores with online courses and practice tests
- Explore potential career paths based on your interests and talents

Log on today at

**[www.mystudentedge.com](http://www.mystudentedge.com)**

Ask your guidance counselor for the school access code.

\*SAT and PSAT are registered trademarks of the College Board. ACT® is a registered trademark of ACT, Inc. The College Board and ACT, Inc., were not involved in the production of, and do not endorse, this product.

CHS Access Code →

GTRJL BCH

## **MY COLLEGE QUICKSTART**

My College QuickStart is an online college and career planning kit available free of charge to all students who take the PSAT/NMSQT. It is powered by their responses to the test and provides personalized information that helps students take their next steps toward college: My Online Score Report—an enhanced score report that allows students to review each test question, their answers, and the correct answers with answer explanations

My SAT Study Plan—a customized SAT study plan based on students' PSAT/NMSQT test performance, highlighting skills for review and practice

My Personality—a detailed personality test that helps students learn about themselves and discover majors and careers that fit their strengths and interests

My Major & Career Matches—extensive information about majors and careers, including insights about what to expect and what courses to take now

My College Matches—a starter list of colleges based on students' home state and indicated choice of major

Students will need their access code, which is printed on the paper score report, and the tool can be utilized throughout high school. Using My College QuickStart together with your child is a great way to introduce and guide your child through important aspects of the college-going process. Visit [www.collegeboard.com/quickstart](http://www.collegeboard.com/quickstart).

# 6 prep for the SAT & ACT

step BY step >>

1 | 2 | 3 | 4 | 5 | 6 | 7 | 8 | 9 | 10 | 11 | 12 | 13 | 14 | 15 | 16 | 17 | 18 | 19 | 20 | 21 | 22

Looking for SAT or ACT prep help? We found some great free test prep Web sites for you. Some sites require quick registration, but none require fees.

## Full-length practice tests

Students who miss the ACT and SAT Web sites are missing a great opportunity to get free practice.

These sites offer one free test in addition to practice questions and test hints:

- **ACT Inc.** act.org
- **The College Board (SAT)** collegeboard.com
- **Princeton Review** princetonreview.com

## Practice test sections

It may be helpful to practice critical reading or math sections before tackling an entire test. Though these three sites don't offer full-length practice tests, they do have complete practice sections, strategies, advice and vocabulary.

- **Number2.com** Founded to make high-quality test preparation universally accessible.
- **Testprepreview.com** Offers practice test sections for the SAT, ACT and PSAT.
- **Kaptest.com** Operated by Kaplan Test Prep.

## Vocabulary assistance

Many online sites offer free vocabulary assistance, including a list of the top SAT words; words of the day; and lists of Greek and Latin prefixes, suffixes and roots.

Beware of vocabulary sites that are punctilious; understanding the general idea of a word will be more beneficial in the long run than memorizing hundreds of dictionary meanings.

To garner a better vocabulary, here are a few sites:

- **freevocabulary.com** This list of 5,000 collegiate words offers brief, easy-to-remember definitions.
- **msu.edu** Michigan State University offers organized lists of advanced vocabulary words and Greek and Latin prefixes, suffixes and roots. Search "vocab words."
- **m-w.com** Merriam-Webster will e-mail subscribers a word of the day.
- **quizhub.com** The interactive quizzes on QuizHub feature eight words at a time. Just click to review the next set of words.

plus  
monthly  
\$1,000  
drawings!

win  
free  
college  
tuition!  
up to \$10,000


○ **vocabtest.com** Free online vocabulary workshops cover all levels of words. This is a great site to increase your vocabulary comprehension.

## Test resources

If you are in need of deft advice on how to take these tests, turn to:

- **ePrep.com** The unique interactive format of ePrep.com allows videos to be downloaded to iPods or other devices. ↑

Excerpted from "SAT/ACT prep freebies" by Renée Euchner.



online info

Rock the SAT or ACT at [nextSTEPmag.com/TestPrep](http://nextSTEPmag.com/TestPrep)  
Register for your chance to win up to \$10,000 for college!

nextSTEP  
your life, after high school™

nextSTEPmag.com • Next Step Publishing

# 9 write a college essay

step BY step >>

1 | 2 | 3 | 4 | 5 | 6 | 7 | 8 | 9 | 10 | 11 | 12 | 13 | 14 | 15 | 16 | 17 | 18 | 19 | 20 | 21 | 22



The admission essay is an important part of any college application. Some schools give more weight to the essay than others, but if an essay is required, you can bet it's going to be used in the admissions decision to some degree.

Even if you have a high GPA, the essay provides an easy way for you to distinguish yourself from the other thousand applicants who have similar grades and activities as you. Writing an admissions essay that works will increase your chances of being accepted.

To help you out, we have put together this easy list of do's and don'ts for writing your admission essay.

plus  
monthly  
**\$1,000**  
drawings!

win  
**free**  
college  
tuition!  
up to \$10,000

## DO:

- **Brainstorm ideas** before you write. Choose the idea that best fits you, and a topic that you feel will be unique to the other thousands of essays that the admissions officers will read.

- **Choose a topic that is specific.** Doing so will allow you to go in-depth into one idea rather than trying to cover a broad topic with a short essay. The more in-depth you go, the more unique your essay will be.

- **Write multiple drafts** of your essay and get feedback on each one from a parent or friend. This will help ensure you cover the topic well, and give you the chance to choose the best of your work.

- **Write as well as you can,** edit the document and get help if needed. Use a mixture of sharp adjectives and smart wit without sounding too terse, verbose or ostentatious (SAT words!).

## DON'T:

- **Don't choose offensive topics.** Topics that may be offensive are those that surround religion, racism and even personal opinions on world issues. You won't be doing yourself any favors if your essay leaves the admissions officer feeling offended or angry.

- **Don't let anyone else dictate the topic of your essay.** You can get help brainstorming if you want, but don't write about someone else's chosen topic.

- **Don't write a negative essay.** The more positive you are with the topic, the more enjoyable the essay will be to read. Avoid negative topics and negative ideas within the body of the essay.

- **Don't be arrogant** or pedantic with your writing. The admissions officers will see it, and arrogance will work against you in the admissions process. ¶

Excerpted from "Admission essay do's and don'ts"  
by Ross Blankenship.

**nextSTEP**  
your life, after high school

online info



nextSTEMag.com • Next Step Publishing

# College Visit Checklist

To help you find the right college, fill out one of these forms each time you visit a school.

College Name

City

State

Size

Tuition

Room & Board

Financial Aid Options

## Admissions Contact

Name

Email

Phone

## To-Do Checklist

Talk to professors

Visit the library

Tour campus

Sit in on a class

Eat at a cafeteria

Talk to admissions office

Read the college newspaper

Check out computer labs

Talk to students

Visit student housing

Read bulletin boards

Check out recreational facilities

Check out student activities

Tour the city around campus

Eat at an off-campus student hang-out

Picture yourself living here

## Rate It

On a scale of 1-5, five being the best, rate the following:

People \_\_\_\_\_

Social life \_\_\_\_\_

Classrooms \_\_\_\_\_

Residence Halls \_\_\_\_\_

Town \_\_\_\_\_

Campus \_\_\_\_\_

Food \_\_\_\_\_

## Ask a Student

What is the best part about this college?

What is the worst part?

What is a typical day like?

What do the students do on the weekends?

How are classes structured?

Why did you choose this college?

## The best part about my visit

## The worst part about my visit

**Cappex Fit Fact:** Weather on the day of a college visit can affect your impression of a school. Don't let the rain keep you from a school you like. Now, find out which colleges want you at Cappex.com. It's free and easy!

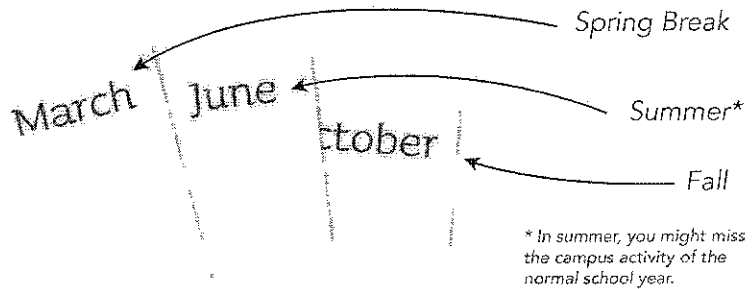
# Planning Your Campus Visits

Make planning your college road trip simple with Cappex's Campus Visit Planner

Here are 5 thought-starters to help plan your campus visits!

## 1. WHEN?

Look through your jam-packed calendar and mark off time for when you can travel.



## 2. WHERE?

Is there a geographic "hot-spot" with colleges you're interested in? Map together the schools you want to visit that are driving distance from each other:

College Group 1	College Group 2	College Group 3

Plan your route with the Campus Visit Planner at [www.cappex.com/campusvisits](http://www.cappex.com/campusvisits)

## 3. WHAT?

The point of visiting schools is to experience the differences in each campus and the culture.

Cappex's Campus Visit Planner will help you get the most out of your visit by helping you set up appointments.

Which of these do you want to do when you get to campus?

- Participate in an Info Session
- Take a Campus Tour
- Set Up an Interview
- Meet With a Professor
- Sit in a Class
- Stay in a Dorm

## 4. HOW?

Make the Final Arrangements.

Who will you go with? Travel with people who will want you to get the most out of your college visits.

Where will you stay? Make arrangement ahead of time before hotels are full and rates go up.

## 5. Pack & Go!

Besides the necessary items, bring along extra things to make a long road trip better:

- Your Music
- Snacks
- Camera/Video Camera
- Map/GPS
- Pillow
- Sunglasses & Sunscreen
- First Aid Kit
- Cappex Worksheets (to journal your experiences and compare campuses)



Make your college trip simple with Cappex's NEW Campus Visit Planner

Start at [www.cappex.com/campusvisits](http://www.cappex.com/campusvisits)